


Ultra-Fast Recovery Diodes 30A FRED Pt



Features

- Adopt FRED chip
- Low forward Voltage drop
- Fast reverse recovery time
- High frequency operation
- High purity, high temperature epoxy encapsulation for enhanced mechanical strength and moisture resistance
- Guard ring for enhanced ruggedness and long term reliability

Typical Applications

Typical applications are in switching power supplies, converters, freewheeling diodes, and reverse battery protection.

Mechanical Data

- **Package:** ITO-220AC
Molding compound meets UL 94 V-0 flammability rating, RoHS-compliant
- **Terminals:** Tin plated leads, solderable per J-STD-002 and JESD22-B102
- **Polarity:** As marked

■Maximum Ratings (T_j=25°C Unless otherwise specified)

PARAMETER	SYMBOL	UNIT	MUR3060F
Device marking code			MUR3060F
Repetitive Peak Reverse Voltage	V _{RRM}	V	600
Average Rectified Output Current @60Hz sine wave, R-load, T _c (FIG.1)	I _O	A	30
Surge(Non-repetitive)Forward Current @60Hz half sine-wave, 1 cycle, T _j =25°C	I _{FSM}	A	200
Current Squared Time @1ms≤t≤8.3ms T _j =25°C,	I ² t	A ² s	166
Storage Temperature	T _{stg}	°C	-55 ~ +175
Junction Temperature	T _j	°C	-55 ~ +175
Typical Junction capacitance @4V,1MHz	C _j	pF	145
Mounting torque @recommend torque: 5kg·cm	Tor	kg·cm	8



MUR3060F

■Electrical Characteristics

PARAMETER	SYMBOL	UNIT	TEST CONDITIONS	Min	Typ	Max	
Instantaneous forward voltage drop per diode	V_{FM}	V	$I_{FM}=30.0A$ @ $T_J=25^{\circ}C$	-	2.23	2.95	
			$I_{FM}=30.0A$ @ $T_J=150^{\circ}C$		1.50	1.85	
DC reverse current at rated DC blocking voltage per diode	I_{RRM1}	uA	$V_{RM}=V_{RRM}$ $T_J=25^{\circ}C$	-	-	40	
	I_{RRM2}		$V_{RM}=V_{RRM}$ $T_J=150^{\circ}C$	-	80	800	
Reverse Recovery Time	T_{rr}	ns	$I_F=0.5A$ $I_{RM}=1A$ $I_{RR}=0.25A$ $T_J=25^{\circ}C$	$T_J=25^{\circ}C$	-	28	35
				$T_J=125^{\circ}C$	-	57.46	-
				$T_J=125^{\circ}C$	-	86.10	-
Peak recovery current	I_{RRM}	A	$I_F=30A$ $di/dt=-200A/us$ $V_{RM}=400V$	$T_J=25^{\circ}C$	-	3.08	-
				$T_J=125^{\circ}C$	-	8.76	-
Reverse recovery charge	Q_{rr}	nC	$T_J=25^{\circ}C$ $T_J=125^{\circ}C$	$T_J=25^{\circ}C$	-	61.58	-
				$T_J=125^{\circ}C$	-	377.95	-

■Thermal Characteristics ($T_J=25^{\circ}C$ Unless otherwise specified)

PARAMETER		SYMBOL	UNIT	MUR3060F
Thermal Resistance	Between junction and case	$R_{\theta J-C}$	$^{\circ}C/W$	3.0

■Ordering Information (Example)

PREFERRED P/N	UNIT WEIGHT(g)	MINIMUM PACKAGE(pcs)	INNER BOX QUANTITY(pcs)	OUTER CARTON QUANTITY(pcs)	DELIVERY MODE
MUR3060F	Approximate 1.60	50	1000	5000	Tube

■Characteristics (Typical)

FIG1: I_o - T_c Curve

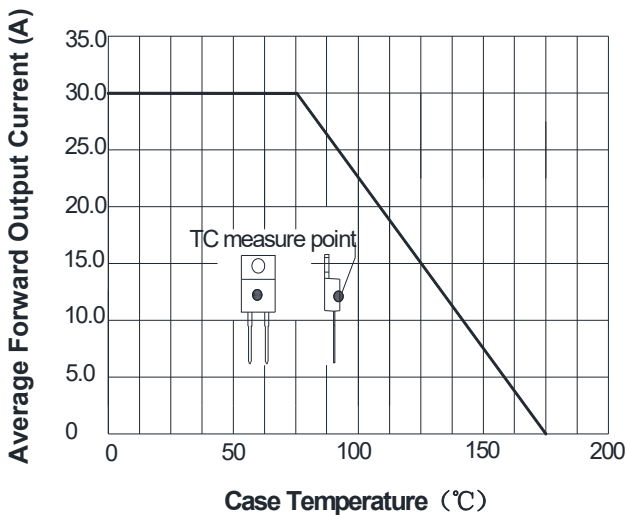
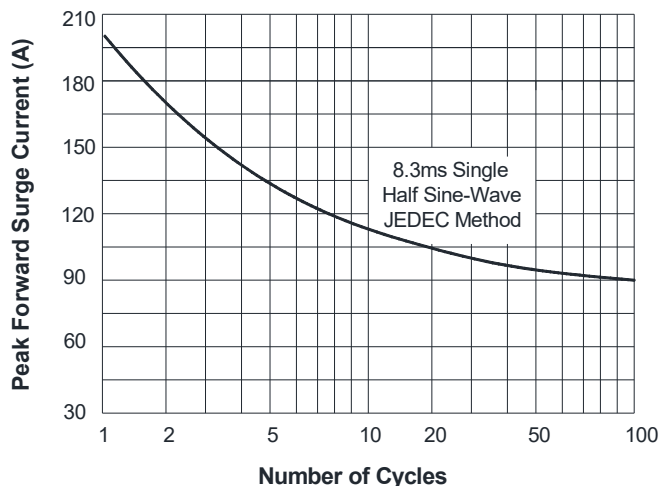


FIG2: Surge Forward Current Capability





MUR3060F

FIG3: Forward Voltage

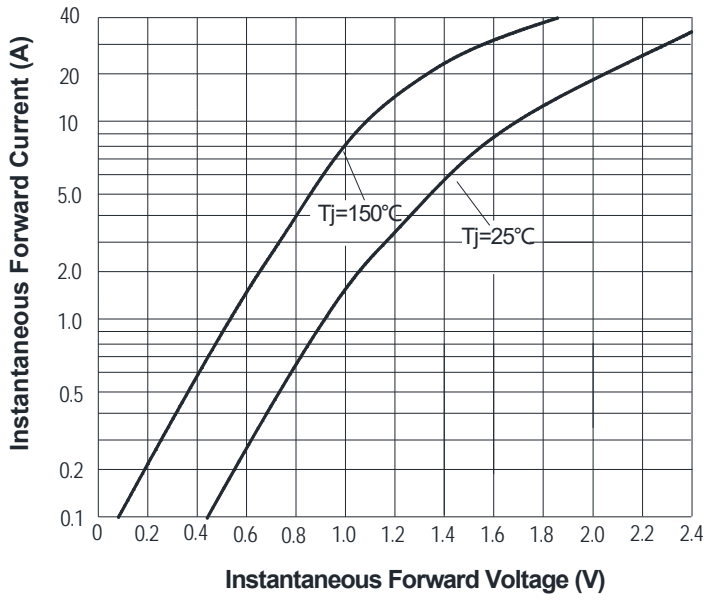
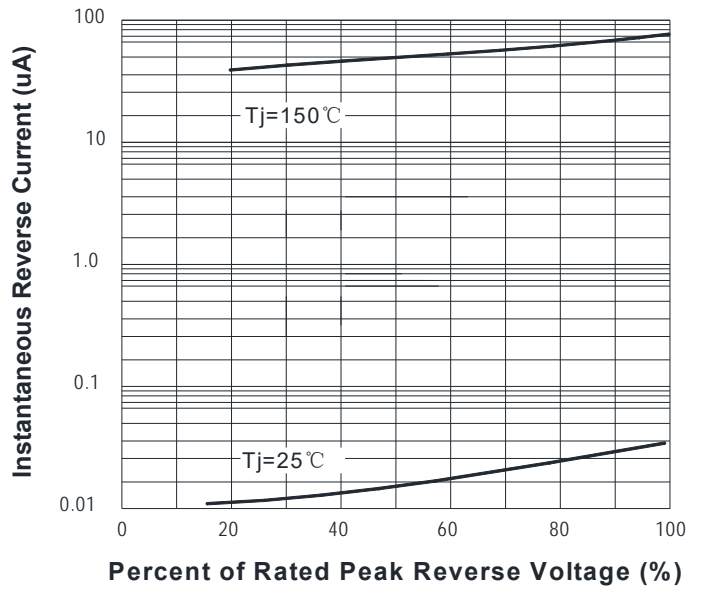
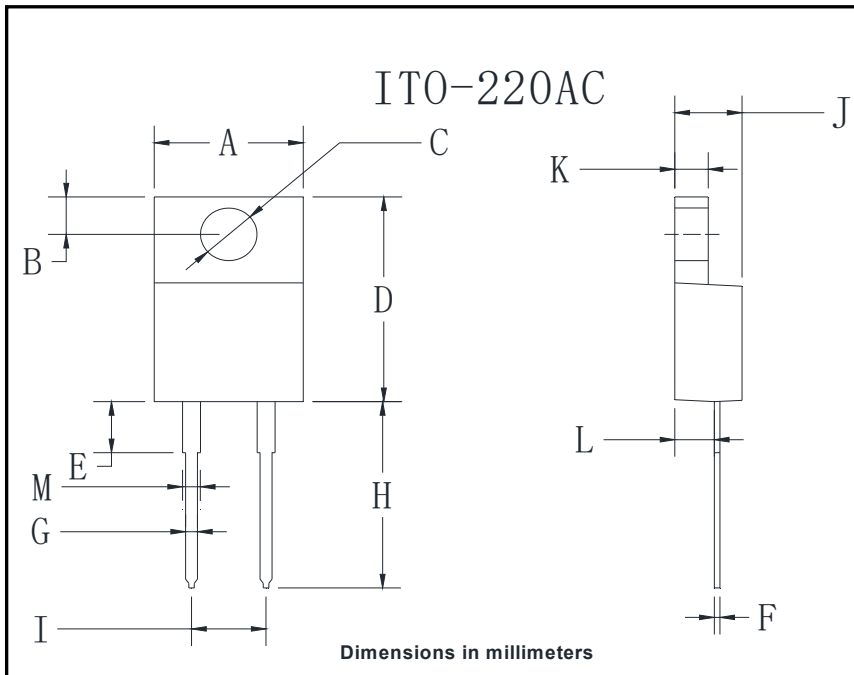


FIG.4: Instantaneous Reverse Characteristics



Outline Dimensions



ITO-220AC		
Dim	Min	Max
A	9.8	10.2
B	2.25	2.75
C	2.95	3.45
D	14.75	15.25
E	3.5	4.1
F	0.45	0.75
G	0.45	0.75
H	13.35	14.15
I	4.97	5.23
J	4.3	4.8
K	2.5	2.74
L	2.58	2.82
M	1.03	1.43



MUR3060F

Disclaimer

The information presented in this document is for reference only. Yangzhou Yangjie Electronic Technology Co., Ltd. reserves the right to make changes without notice for the specification of the products displayed herein to improve reliability, function or design or otherwise.

The product listed herein is designed to be used with ordinary electronic equipment or devices, and not designed to be used with equipment or devices which require high level of reliability and the malfunction of which would directly endanger human life (such as medical instruments, transportation equipment, aerospace machinery, nuclear-reactor controllers, fuel controllers and other safety devices), Yangjie or anyone on its behalf, assumes no responsibility or liability for any damages resulting from such improper use of sale.

This publication supersedes & replaces all information previously supplied. For additional information, please visit our website [http:// www.21yangjie.com](http://www.21yangjie.com) , or consult your nearest Yangjie's sales office for further assistance.